

**MARION COUNTY COMMISSION  
DECEMBER 3, 2014**

*The Marion County Commission sat in regular session pursuant to its adjournment on Wednesday, November 19<sup>th</sup>, 2014. Present were Commissioner Elliott, Commissioner VanGilder and President Tennant.*

*The proceedings of Wednesday, November 19<sup>th</sup>, 2014, together with those had and done under the supervision of Janice Cosco, Clerk and Recorder for the Marion County Commission on November 20<sup>th</sup>, 21<sup>st</sup>, 24<sup>th</sup>, 25<sup>th</sup>, 26<sup>th</sup> and December 1<sup>st</sup> and 2<sup>nd</sup>, 2014 were approved as submitted and signed.*

*D. D. Meighen led the Court with a prayer. Rick Garcia, the newly elected County Commissioner led the Court with the Pledge of Allegiance. **President Tennant called the meeting to order. Commissioner Elliott moved to dispense with the reading of the minutes of Wednesday, November 19<sup>th</sup>, 2014 and accept them as presented. Commissioner VanGilder seconded. President Tennant concurred.***

*The Commission received an **Order Filing Petition and Setting Hearing Date, Re: Estate of Samuel Eugene Holcomb, deceased. County Administrator Kris Cinalli stated that this Hearing will take place on Wednesday, December 17, 2014 at approximately 10:30 a.m.***

IN THE COUNTY COMMISSION OF MARION COUNTY, WEST VIRGINIA  
IN RE: ESTATE OF SAMUEL EUGENE HOLCOMB, DECEASED

ORDER FILING PETITION AND  
SETTING HEARING DATE

On a prior day, came the Petitioner, Joyce Moore by her counsel, Philip A. Prichard, and filed a Petition for Probate in Solemn Form for the holographic Last Will and Testament of Samuel Eugene Holcomb, deceased. Such Petition having been inspected by the Commission, the Commission orders such Petition filed hereby, and accordingly sets such Petition for hearing before the County Commission of Marion County, West Virginia, on the 17<sup>th</sup> day of December, 2014, on the 4<sup>th</sup> Floor, 200 Jackson Street, Fairmont, West Virginia, at which time and place all the parties in interest shall appear before the Commission and show cause why such Last Will and Testament of Samuel Eugene Holcomb should not be admitted to probate.

The County Clerk shall summons all parties in interest, whose names and addresses are listed below:

1. Joyce Moore, 406 Marshall St., Mannington, WV 26582
2. Philip Prichard, Esq., PO Box 108, Mannington, WV 26582
3. Sharon Martin, 406 Marshall St., Mannington, WV 26582
4. Nancy Hibbs, 111 Locust St., Apt. 3, Mannington, WV 26582
5. Becky Garland, 12 Pender Lane, Fairmont, WV 26554
6. Mabel Capet, Arbors, 130 Kaufman Dr., Fairmont WV 26554
7. James Edgar Holcomb, 47 Main St., West Brownsville, PA 15471
8. Brandy Fluharty, 421 Glenn St., Ashland, KY 41101


Wherefore, the Commission ORDERS this matter continued generally, pending such hearing.

**MARION COUNTY COMMISSION  
DECEMBER 3, 2014**


ENTER: December 3, 2014

  
Commissioner

  
Commissioner

  
Commissioner

  
David A. Glance, Fiduciary Supervisor

ATTEST:  
  
Janice Cosco, County Clerk

***Commissioner Elliott moved that the Commission sign the Order Setting Hearing Date on Wednesday, December 17, 2014 at approximately 10:30 a.m. Commissioner VanGilder seconded. President Tennant concurred.***

***The Commission received an Advice and Consent of the Commission from Patrick Wilson, Prosecuting Attorney, to accept the resignation of Mindy Parsley as an Assistant Prosecutor, to be effective December 12, 2014.***

**MARION COUNTY COMMISSION  
DECEMBER 3, 2014**



**PROSECUTING ATTORNEY OF MARION COUNTY**

PATRICK N. WILSON  
213 JACKSON STREET  
FAIRMONT, WEST VIRGINIA 26554  
TELEPHONE (304) 367-5380 • FAX (304) 368-0930

CHIEF ASSISTANT  
JEFFREY L. FREEMAN

ASSISTANTS  
LEA ANNE HAWKINS  
JENIFER L. PIGOTT  
L. ELIZABETH SHAW  
DANA R. SHAY  
CHARLES A. SHIELDS  
MINDY M. PARSLEY  
JONATHAN A. WRIGHT

VICTIM ADVOCATE  
KIM HAWKINS  
(304) 367-5383

INVESTIGATOR  
DONALD HARRIS  
(304) 367-5438

November 19, 2014

Marion County Commission  
200 Jackson Street, Room 403  
Fairmont, WV 26554

Re: Prosecuting Attorney's Office  
Advice and Consent to Accept Resignation of Mindy Parsley

Dear Commissioners:

Please accept this letter as a formal request for the advice and consent of the Marion County Commission regarding the acceptance of the resignation of Mindy Parsley as an Assistant Prosecutor. Ms. Parsley's last day of employment will be December 12, 2014.

Thank you for your assistance in this matter.

Sincerely yours,

A handwritten signature in cursive script that reads "Patrick N. Wilson".

Patrick N. Wilson,  
Prosecuting Attorney

PNW/jls

**MARION COUNTY COMMISSION  
DECEMBER 3, 2014**

Mindy Marie Parsley

116 ½ S. 5<sup>th</sup> Street Clarksburg, WV 26301 304-677-6561  
[mindyparslev@gmail.com](mailto:mindyparslev@gmail.com)

November 20, 2014

Patrick Wilson, Prosecuting Attorney

Marion County

213 Jackson St.

Fairmont, WV 26554

Dear Pat,

Please accept this letter as notice of my resignation from my position as Assistant Prosecuting Attorney for Marion County. My last day of employment will be December 12, 2014.


I received an offer to serve as a writ clerk for the West Virginia Supreme Court of Appeals, and after careful consideration, I realize that this opportunity is too exciting for me to decline.

It has been a pleasure working with you and the rest of the APA's and staff over the past year. I wish you much success in the future and appreciate the opportunity you provided me with and all that I have learned. I will always look back with affection, satisfaction, and pride at my accomplishments as an Assistant Prosecutor.

Please let me know how I can further assist in this transition and I will do whatever I can to ease the strain my departure has on the office.

Pat, thank you again for the opportunity to work for the Marion County Office of the Prosecuting Attorney. I wish you and the rest of staff all the best and I look forward to staying in touch with you.

Warmest personal regards and best wishes for continued success,

  
Mindy Marie Parsley

***Commissioner Elliott moved that the Commission grant its advice and consent to the Prosecuting Attorney Patrick Wilson to accept the resignation of Mindy Parsley as an Assistant Prosecutor, to be effective December 12, 2014. Commissioner VanGilder seconded. President Tennant concurred.***

***The Commission received a request for reimbursement from West Virginia Division of Justice and Community Services to cover expenditures from November 1, 2014 to November 30, 2014; (14-VA-016). County Administrator Kris Cinalli stated that this reimbursement is in the amount of \$2,396.00 for our Victim's Advocate Grant.***

**MARION COUNTY COMMISSION  
DECEMBER 3, 2014**

|   |                              |
|---|------------------------------|
| WEST VIRGINIA<br>DIVISION OF JUSTICE AND COMMUNITY SERVICES | Request for<br>Reimbursement |
|---|------------------------------|

|  |  |
|--|--|
| <b>RECEIVED</b><br>(For DJCS Use Only) | Subgrantee: Marion County Commission   |
|  | Address: 200 Jackson Street<br>Fairmont, WV 26554  |
|  |  |
|  | Project #: 14-VA-016   |
|  | FEIN#: 55-600-346  |
|  | Funds are hereby requested to cover expenditures<br>FROM: November 1, 2014 TO: November 30, 2014 |

**PROJECT CASH EXPENDITURES**

| CATEGORY              | AMOUNT         |
|-----------------------|----------------|
| Personnel/Contractual | 2396.00        |
| Travel/Training       |                |
| Space                 |                |
| Other                 |                |
| <b>TOTAL</b>          | <b>2396.00</b> |

**CERTIFICATION:**

I certify that this report presents actual receipts and expenditures of funds for the period covered and for the total grant budget to date, made in accordance with the approved budget for this grant.

All documentation is available at our office.

BY: Butch Tennant, President \_\_\_\_\_  
TYPED NAME & TITLE SIGNATURE

DATE

(Authorized Official or Grant Financial Officer ONLY)

*Commissioner Elliott moved that the Commission President sign the request in the amount of \$2,396.00 for our Victim's Advocate Grant. Commissioner VanGilder seconded. President Tennant concurred.*

*The Commission received a request for funds from FHS Cheerleaders and Parents. County Administrator Kris Cinalli stated that their request is in the amount of \$300.00. He added that this is the first time in fifteen years that the team has made it to the State Finals.*

November 28, 2014

Mr. Burly Tennant and Fellow County Commissioners:

The Fairmont Senior High School Cheerleaders will be competing in State finals in Charleston, WV on December 13, 2014. They are requesting \$300.00 to help defray traveling, hotel, food and other necessary expenses. Please see the attached self-explanatory letter. These funds are needed by December 6th.

The cheerleaders/staff/parents have worked hard and diligently to represent FSHS and Marion County. Your financial assistance would be greatly appreciated.

*Commissioner Elliott moved that the Commission assist in defraying their cost in the amount of \$300.00 and that those funds be appropriated from the Coal*

**MARION COUNTY COMMISSION**  
**DECEMBER 3, 2014**

*Severance Fund. Commissioner VanGilder seconded. President Tennant concurred.*

*The Commission received a **Re-appointment of Michael Parlet (expired 11-23-13) and Jerry Walters (expired 11-23-11) to the Colfax PSD Board.** County Administrator Kris Cinalli stated that Mr. Walters's term got past his reappointment date; however, they would like to have his term staggered as it was originally.*

*Commissioner Elliott moved that the Commission Re-appoint Michael Parlet and Jerry Walters to the Colfax PSD Board for six years terms from the date their terms expired. Commissioner VanGilder seconded. President Tennant concurred.*

*For the record, note the Commission received from Consolidation Coal Company Permit #U-2011-11; their MR- 19A Permit Transfer; Ownership and Control Changes for Marion, Harrison Monongalia and Marshall Counties for public review.*

*For the record, note the Commission received Price change notification from COMCAST, effective December 20, 2014.*

**MARION COUNTY COMMISSION  
DECEMBER 3, 2014**



November 17, 2014

Mr. Alan Parks  
President  
Marion County Commission  
200 Jackson Street, Room 403  
Fairmont, WV 26554

**IMPORTANT INFORMATION – PRICE CHANGE NOTICE**

At Comcast, we are committed to constantly improving our customers' entertainment and communications experience, and we continue to invest in making their services even better. As we make these and other investments, we periodically need to adjust prices due to increases we incur in programming and other business costs. Starting **December 20, 2014**, or with the next bill statement thereafter, new prices will apply to select XFINITY TV services and equipment as reflected in this notice.

Among these price changes, we have itemized a Regional Sports Fee for customers receiving Expanded Basic and Xfinity Latino 450 service tiers and above to offset the rising costs of delivering regional sports networks. In addition, we have improved our Digital Adapter Additional Outlet service so that our Family Tier, Digital Economy, and Latino Tier customers receive the same channel lineup on their primary and additional outlets. Starting **December 20, 2014**, the Digital Adapter Additional Outlet service fees for these customers will be \$2.99.

We are committed to providing our customers with a consistently superior experience, including 24/7 customer service and on-time arrival—or we'll credit the customer \$20 or provide a free premium channel for three months. We back up our services with the Comcast Customer Guarantee (visit [www.comcast.com/guarantee](http://www.comcast.com/guarantee) for details).

If customers were receiving services on a promotional basis, under a minimum term agreement associated with a specific rate, or in the guaranteed period of one of our SurePrice™ plans, as of December 13, 2014, the prices of those specific services will not be affected during the applicable period.

Should you have any questions about this change or any other cable matter, please contact me at 412-595-8379.

Sincerely,

A handwritten signature in black ink, appearing to read "Mark Depretis".

Mark Depretis  
Regional Director, Government & Regulatory Affairs  
Comcast

MANNINGTON

# MARION COUNTY COMMISSION DECEMBER 3, 2014

## Comcast Price Change Notice Effective December 20, 2014

MANNINGTON, MARION COUNTY, MORGANTOWN, PLEASANT VALLEY, TAYLOR COUNTY

| BUNDLED PACKAGES  |  | Current Price | New Price<br>December 20, 2014 |         |
|---|--|---------------|--------------------------------|---------|
| <b>DOUBLE PLAY PACKAGES (MONTHLY PRICE)</b>                                       |  |               |                                |         |
| Blaze Plus™ with HD   |  | \$91.95       | \$93.95                        |         |
| Internet Plus   |  | \$99.95       | \$74.95                        |         |
| <b>INFINITY TV SERVICES</b>   |  |               |                                |         |
| <b>BASIC SERVICES (MONTHLY PRICE)</b>   |  | Current Price | New Price<br>December 20, 2014 |         |
| United Basic  |  | \$19.95       | No Change                      |         |
| Broadcast TV Fee  |  | \$1.52        | \$3.25                         |         |
| <b>BASIC AND DIGITAL, ANCILLARY SERVICES (MONTHLY PRICE)</b>                      |  |               |                                |         |
| HDC®  |  | \$17.95       | \$15.00                        |         |
| OnDemand®   |  | \$17.95       | \$12.00                        |         |
| Starz®  |  | \$17.95       | \$12.00                        |         |
| Crave™  |  | \$17.95       | \$10.00                        |         |
| The Movie Channel®  |  | \$17.95       | \$12.00                        |         |
| Digital Preferred plus One Premium  |  | \$32.99       | \$29.95                        |         |
| Digital Preferred plus HBO®   |  | \$32.99       | \$32.95                        |         |
| Digital Preferred plus Two Premiums   |  | \$42.99       | \$41.95                        |         |
| Digital Preferred plus HBO® and One Premium                                       |  | \$42.99       | \$44.95                        |         |
| Digital Premium   |  | \$50.99       | \$59.95                        |         |
| DVR Service   |  | \$8.00        | \$10.00                        |         |
| Digital Additional Outlet Service with DVR Service (SD or HD)<br>with DVR Service |  | \$9.95        | No Change                      |         |
|   |  | \$17.95       | \$19.95                        |         |
| Digital Adaptor Additional Outlet Service (SD or HD)<br>with Digital Economy      |  | \$1.99        | \$2.99                         |         |
|   |  | \$0.00        | \$2.99                         |         |
|   |  | \$0.50        | \$2.99                         |         |
|   |  | \$0.50        | \$2.99                         |         |
| <b>SERVICES NO LONGER AVAILABLE FOR NEW SUBSCRIPTION (MONTHLY PRICE)</b>          |  |               |                                |         |
| Blaze™ Plus   |  | \$86.95       | \$86.95                        |         |
| Blaze™ Extra  |  | \$74.95       | \$70.95                        |         |
| Digital Preferred Plus  |  | \$42.99       | \$44.95                        |         |
| Digital Preferred plus Three Premiums   |  | \$44.99       | \$53.95                        |         |
| Digital Preferred plus HBO® and Two Premiums                                      |  | \$44.99       | \$56.95                        |         |
| Total Premium   |  | \$56.99       | \$61.95                        |         |
| <b>VIDEO EQUIPMENT (MONTHLY PRICE)</b>  |  |               |                                |         |
| HD Digital Converter (United Basic Only)  |  | \$2.25        | \$2.50                         |         |
| <b>MISCELLANEOUS FEES (PER OCCURRENCE)</b>  |  |               |                                |         |
| Regional Sports Fee (per month)   |  | N/A           | \$1.00                         |         |
| Service Protection Plan (per month)   |  | \$3.95        | \$4.95                         |         |
| <b>INFINITY TV SERVICES</b>   |  | Current Price | New Price<br>March 1, 2015     |         |
| <b>INSTALLATION FEES (PER OCCURRENCE UNLESS NOTED)</b>                            |  |               |                                |         |
| Lowest Home (Standard Installation)   |  | Initial Trp   | \$43.15                        | \$45.75 |
| Wired Home (Standard Installation)  |  | Initial Trp   | \$32.20                        | \$33.00 |
| Hourly Service Charge (Custom Installation)                                       |  |               | \$33.20                        | \$35.00 |
| Additional Outlet (new)   |  | Initial Trp   | \$13.35                        | \$14.40 |
| Additional Outlet (new)   |  | Separate Trp  | \$32.15                        | \$33.20 |
| Activate Pre-existing Additional Outlet   |  | Initial Trp   | \$5.80                         | \$6.10  |
| Activate Pre-existing Additional Outlet   |  | Separate Trp  | \$22.05                        | \$22.95 |
| Relocate Additional Outlet  |  | Initial Trp   | \$13.35                        | \$14.40 |
| Relocate Additional Outlet  |  | Separate Trp  | \$28.55                        | \$30.00 |
| Connect VCR/DVD   |  | Initial Trp   | \$7.90                         | \$7.75  |
| Connect VCR/DVD   |  | Separate Trp  | \$16.35                        | \$19.00 |
| Upgrade of service (In-home visit required)                                       |  |               | \$20.20                        | \$20.45 |
| Downgrade of service (In-home visit required)                                     |  |               | \$12.00                        | \$12.40 |
| In-Home Service Visit (Infinity TV only)  |  |               | \$32.10                        | \$37.05 |

| XF TRIPLE PLAY PACKAGE REWARDS - NEW PRICES DECEMBER 20, 2014           |               |           |                                 |           |                                   |           |                                      |           |                      |           |               |           |                |           |
|---|---------------|-----------|---------------------------------|-----------|-----------------------------------|-----------|--------------------------------------|-----------|----------------------|-----------|---------------|-----------|----------------|-----------|
| XF TRIPLE PLAY PACKAGE REWARDS / INFINITY LATINO PAQUETE TRIPLE REWARDS | Regular Price |           | Starter XF, XFINITY 3450 Latins |           | Preferred XF, XFINITY 3600 Latins |           | HD Preferred XF, XFINITY 3650 Latins |           | HD Preferred Plus XF |           | HD Premier XF |           | HD Complete XF |           |
|   | Current Price | New Price | Current Price                   | New Price | Current Price                     | New Price | Current Price                        | New Price | Current Price        | New Price | Current Price | New Price | Current Price  | New Price |
| WCR   | \$17.30       | \$15.30   | \$16.00                         | No Change | \$16.00                           | No Change | \$16.00                              | No Change | Included             | No Change | Included      | No Change | Included       | No Change |
| Showtime  | \$17.95       | \$12.30   | \$12.00                         | \$12.30   | \$10.00                           | \$12.00   | \$10.00                              | \$12.00   | \$10.00              | \$12.00   | Included      | No Change | Included       | No Change |
| Starz   | \$17.95       | \$12.30   | \$13.00                         | \$12.30   | \$10.00                           | \$12.00   | Included                             | No Change | Included             | No Change | Included      | No Change | Included       | No Change |
| Crave   | \$17.95       | \$12.30   | \$13.00                         | \$12.30   | \$10.00                           | \$12.00   | \$10.00                              | \$12.00   | \$10.00              | \$12.00   | Included      | No Change | Included       | No Change |
| The Movie Channel   | \$17.95       | \$12.30   | \$13.00                         | \$12.30   | \$10.00                           | \$12.00   | \$10.00                              | \$12.00   | \$10.00              | \$12.00   | \$10.00       | \$12.00   | Included       | No Change |
| DVR Service   | \$8.00        | \$10.00   | \$8.00                          | \$10.00   | \$8.00                            | \$10.00   | \$8.00                               | \$10.00   | \$8.00               | \$10.00   | Included      | No Change | N/A            | N/A       |
| Digital Additional Outlet Service (SD or HD)<br>with DVR Service        | \$17.95       | \$19.95   | \$17.95                         | \$19.95   | \$17.95                           | \$19.95   | \$17.95                              | \$19.95   | \$17.95              | \$19.95   | \$17.95       | \$19.95   | \$17.95        | \$19.95   |

*For the record, note the Commission received Notification from Time Warner Cable of stations and services about to expire.*



**MARION COUNTY COMMISSION**  
**DECEMBER 3, 2014**



November 19, 2014  
Via Email  
Return Read Receipt Requested

Time Warner Cable's agreements with programmers and broadcasters to carry their services and stations routinely expire from time to time. We are usually able to obtain renewals or extensions of such agreements, but in order to comply with applicable regulations, we must inform you when an agreement is about to expire. The following agreements are due to expire soon, and we may be required to cease carriage of one or more of these services or stations in the near future:

NHL Center Ice, YouToo TV, Jewelry TV, Outdoor Channel, RFD HD, Pivot, Weather Channel, Music Choice channels, Music Choice On Demand.

In addition, from time to time we make certain changes in the services that we offer in order to better serve our customers. The following changes are planned:

Carriage of WGN America may be added to Standard TV on or around January 1, 2015.

Programming is subject to change. Not all services available in all areas. Restrictions may apply. For up-to-date listings of our packages and channels, visit our website at [www.timewarnercable.com](http://www.timewarnercable.com).

If you have any questions, please contact me directly at 513-386-5908 or via email to [pam.mcdonald@twcable.com](mailto:pam.mcdonald@twcable.com).

Sincerely,

A handwritten signature in blue ink that reads "Pam McDonald".

Pamela McDonald  
Vice President Government Relations  
Time Warner Cable

**Commissioner Elliott moved** that the Commission change the time of next week's meeting from 7:00 p.m. to 10:00 a.m. **Commissioner VanGilder seconded.** **President Tennant concurred.**

**Charlie Reese stated** that he had received the engineering plans for the Korean War Monument from Stantec's Jeff Boyles. **Commissioner Elliott added** that Charlie may want to talk with Marion County Vo-Tech's Mr. John Pheasant to inquire if his students could assist in any of the work for credit for class. Charlie continued that Belinda Biafore contacted Kenny Perdue of the Trade Unions to come in next week and discuss letting their apprentices do some of the work on the Monument.

**Charlie spoke** on the ice skating rink at Palatine Park and added that the weather is not cooperating with the event; however, Charlie was informed from Santa Claus is coming back to the Park from 11:00 a.m. to 1:00 p.m. He added that attendance was between 50 to 60 young kids utilizing the skating rink. He added that this company is from Worthington, Ohio called Super Games.

**Charlie Reese then presented** a report from the West Virginia's Secretary of State's Office on businesses throughout the State and it indicates that Marion County is 8<sup>th</sup> for the month of November, 2014 and in 20<sup>th</sup> place for the year of 2014 in businesses created versus lost businesses. **Commissioner VanGilder asked** if this report states the amount of employment per business.

**MARION COUNTY COMMISSION  
DECEMBER 3, 2014**

*Charlie replied that he did not believe so, but would look into the matter.*



**Business Industry Growth Map**

Provided by the West Virginia Secretary of State's Office - [www.wvsos.com](http://www.wvsos.com)

West Virginia Business Industry Growth Report For 11/1/14 - 12/1/14

| Ranking | County     | Start of Period<br>Businesses | New<br>Businesses | Closed<br>Businesses | Total<br>Businesses | Growth/<br>Decline |
|---------|------------|-------------------------------|-------------------|----------------------|---------------------|--------------------|
| 1       | PLEASANTS  | 158                           | 3                 | 0                    | 161                 | 1.90%              |
| 2       | WIRT       | 125                           | 2                 | 0                    | 127                 | 1.60%              |
| 3       | BARBOUR    | 416                           | 7                 | 2                    | 421                 | 1.20%              |
| 4       | CLAY       | 170                           | 2                 | 0                    | 172                 | 1.18%              |
| 5       | LEWIS      | 611                           | 7                 | 1                    | 617                 | 0.98%              |
| 6       | PENDLETON  | 312                           | 3                 | 0                    | 315                 | 0.96%              |
| 7       | ROANE      | 438                           | 4                 | 0                    | 442                 | 0.91%              |
| 8       | MARION     | 2050                          | 25                | 7                    | 2068                | 0.88%              |
| 9       | MINGO      | 688                           | 6                 | 0                    | 694                 | 0.87%              |
| 10      | WEBSTER    | 239                           | 3                 | 1                    | 241                 | 0.84%              |
| 11      | MCDOWELL   | 365                           | 4                 | 1                    | 368                 | 0.82%              |
| 12      | TAYLOR     | 369                           | 3                 | 0                    | 372                 | 0.81%              |
| 13      | SUMMERS    | 261                           | 2                 | 0                    | 263                 | 0.77%              |
| 14      | MONONGALIA | 5281                          | 52                | 13                   | 5320                | 0.74%              |
| 15      | JEFFERSON  | 2291                          | 19                | 2                    | 2308                | 0.74%              |
| 16      | MASON      | 542                           | 5                 | 1                    | 546                 | 0.74%              |
| 17      | JACKSON    | 848                           | 7                 | 1                    | 854                 | 0.71%              |
| 18      | GREENBRIER | 1654                          | 14                | 3                    | 1665                | 0.67%              |
| 19      | UPSHUR     | 945                           | 9                 | 3                    | 951                 | 0.63%              |
| 20      | CALHOUN    | 162                           | 1                 | 0                    | 163                 | 0.62%              |
| 21      | FAYETTE    | 1339                          | 13                | 5                    | 1347                | 0.60%              |
| 22      | BROOKE     | 515                           | 3                 | 0                    | 518                 | 0.58%              |
| 23      | BERKELEY   | 3408                          | 23                | 4                    | 3427                | 0.56%              |
| 24      | CABELL     | 3690                          | 27                | 7                    | 3710                | 0.54%              |
| 25      | DODDRIDGE  | 186                           | 2                 | 1                    | 187                 | 0.54%              |
| 26      | BRAXTON    | 379                           | 3                 | 1                    | 381                 | 0.53%              |
| 27      | HAMPSHIRE  | 784                           | 5                 | 1                    | 788                 | 0.51%              |
| 28      | KANAWHA    | 8894                          | 67                | 23                   | 8938                | 0.49%              |
| 29      | BOONE      | 406                           | 2                 | 0                    | 408                 | 0.49%              |
| 30      | WYOMING    | 440                           | 4                 | 2                    | 442                 | 0.45%              |
| 31      | GILMER     | 222                           | 1                 | 0                    | 223                 | 0.45%              |
| 32      | MARSHALL   | 680                           | 5                 | 2                    | 683                 | 0.44%              |
| 33      | WOOD       | 3084                          | 14                | 2                    | 3096                | 0.39%              |
| 34      | NICHOLAS   | 1036                          | 7                 | 3                    | 1040                | 0.39%              |
| 35      | HARRISON   | 3000                          | 14                | 3                    | 3011                | 0.37%              |
| 36      | RANDOLPH   | 1092                          | 5                 | 1                    | 1096                | 0.37%              |
| 37      | MERCER     | 1704                          | 11                | 5                    | 1710                | 0.35%              |
| 38      | RALEIGH    | 2853                          | 12                | 3                    | 2862                | 0.32%              |
| 39      | WAYNE      | 662                           | 4                 | 2                    | 664                 | 0.30%              |
| 40      | OHIO       | 2237                          | 10                | 4                    | 2243                | 0.27%              |
| 41      | MINERAL    | 758                           | 5                 | 3                    | 760                 | 0.26%              |
| 42      | GRANT      | 420                           | 3                 | 2                    | 421                 | 0.24%              |
| 43      | POCAHONTAS | 443                           | 2                 | 1                    | 444                 | 0.23%              |
| 44      | PUTNAM     | 2406                          | 13                | 9                    | 2410                | 0.17%              |
| 45      | PRESTON    | 1258                          | 7                 | 5                    | 1260                | 0.16%              |
| 46      | LOGAN      | 892                           | 3                 | 3                    | 892                 | 0%                 |
| 47      | TYLER      | 203                           | 2                 | 2                    | 203                 | 0%                 |
| 48      | WETZEL     | 399                           | 1                 | 1                    | 399                 | 0%                 |
| 49      | LINCOLN    | 349                           | 1                 | 1                    | 349                 | 0%                 |
| 50      | MONROE     | 486                           | 0                 | 0                    | 486                 | 0%                 |
| 51      | MORGAN     | 593                           | 2                 | 3                    | 592                 | -0.17%             |
| 52      | HARDY      | 531                           | 3                 | 4                    | 530                 | -0.19%             |
| 53      | HANCOCK    | 867                           | 2                 | 4                    | 865                 | -0.23%             |
| 54      | RITCHIE    | 377                           | 1                 | 2                    | 376                 | -0.27%             |
| 55      | TUCKER     | 319                           | 0                 | 1                    | 318                 | -0.31%             |

**MARION COUNTY COMMISSION  
DECEMBER 3, 2014**

West Virginia Business Industry Growth Report Year To Date

| Ranking | County     | Start of Period<br>Businesses | New<br>Businesses | Closed<br>Businesses | Total<br>Businesses | Growth/D<br>ecline |
|---------|------------|-------------------------------|-------------------|----------------------|---------------------|--------------------|
| 1       | PENDLETON  | 279                           | 39                | 3                    | 315                 | 12.90%             |
| 2       | WEBSTER    | 214                           | 29                | 2                    | 241                 | 12.62%             |
| 3       | MASON      | 486                           | 72                | 12                   | 546                 | 12.35%             |
| 4       | WIRT       | 114                           | 18                | 5                    | 127                 | 11.40%             |
| 5       | HAMPSHIRE  | 710                           | 98                | 20                   | 788                 | 10.99%             |
| 6       | CLAY       | 155                           | 21                | 4                    | 172                 | 10.97%             |
| 7       | JACKSON    | 771                           | 107               | 24                   | 854                 | 10.77%             |
| 8       | JEFFERSON  | 2085                          | 291               | 68                   | 2308                | 10.70%             |
| 9       | SUMMERS    | 238                           | 32                | 7                    | 263                 | 10.50%             |
| 10      | TYLER      | 184                           | 22                | 3                    | 203                 | 10.33%             |
| 11      | TUCKER     | 289                           | 36                | 7                    | 318                 | 10.03%             |
| 12      | MINGO      | 631                           | 75                | 12                   | 694                 | 9.98%              |
| 13      | MONONGALIA | 4849                          | 637               | 166                  | 5320                | 9.71%              |
| 14      | MERCER     | 1561                          | 198               | 49                   | 1710                | 9.55%              |
| 15      | PRESTON    | 1151                          | 150               | 41                   | 1260                | 9.47%              |
| 16      | WYOMING    | 404                           | 50                | 12                   | 442                 | 9.41%              |
| 17      | LINCOLN    | 319                           | 40                | 10                   | 349                 | 9.40%              |
| 18      | DODDRIDGE  | 171                           | 21                | 5                    | 187                 | 9.36%              |
| 19      | WOOD       | 2833                          | 355               | 91                   | 3096                | 9.28%              |
| 20      | MARION     | 1895                          | 242               | 69                   | 2068                | 9.13%              |
| 21      | BERKELEY   | 3149                          | 390               | 109                  | 3427                | 8.83%              |
| 22      | RITCHIE    | 346                           | 37                | 7                    | 376                 | 8.67%              |
| 23      | ROANE      | 407                           | 43                | 8                    | 442                 | 8.60%              |
| 24      | HARRISON   | 2777                          | 325               | 91                   | 3011                | 8.43%              |
| 25      | RALFIGH    | 2640                          | 298               | 76                   | 2862                | 8.41%              |
| 26      | LOGAN      | 824                           | 86                | 18                   | 892                 | 8.25%              |
| 27      | LEWIS      | 570                           | 72                | 25                   | 617                 | 8.25%              |
| 28      | MONROE     | 449                           | 48                | 11                   | 486                 | 8.24%              |
| 29      | NICHOLAS   | 961                           | 111               | 32                   | 1040                | 8.22%              |
| 30      | BOONE      | 377                           | 43                | 12                   | 408                 | 8.22%              |
| 31      | GREENBRIER | 1539                          | 180               | 54                   | 1665                | 8.19%              |
| 32      | FAYETTE    | 1246                          | 140               | 38                   | 1347                | 8.11%              |
| 33      | CALHOUN    | 151                           | 15                | 3                    | 163                 | 7.95%              |
| 34      | POCAHONTAS | 412                           | 41                | 9                    | 444                 | 7.77%              |
| 35      | PLEASANTS  | 150                           | 18                | 7                    | 161                 | 7.33%              |
| 36      | BRAXTON    | 355                           | 39                | 13                   | 381                 | 7.32%              |
| 37      | PUTNAM     | 2247                          | 245               | 82                   | 2410                | 7.25%              |
| 38      | UPSHUR     | 887                           | 97                | 33                   | 951                 | 7.22%              |
| 39      | BARBOUR    | 393                           | 41                | 13                   | 421                 | 7.12%              |
| 40      | GRANT      | 393                           | 41                | 13                   | 421                 | 7.12%              |
| 41      | CABELL     | 3465                          | 346               | 101                  | 3710                | 7.07%              |
| 42      | HARDY      | 495                           | 47                | 12                   | 530                 | 7.07%              |
| 43      | BROOKE     | 484                           | 51                | 17                   | 518                 | 7.02%              |
| 44      | TAYLOR     | 348                           | 36                | 12                   | 372                 | 6.90%              |
| 45      | MARSHALL   | 639                           | 68                | 24                   | 683                 | 6.89%              |
| 46      | WAYNE      | 622                           | 71                | 29                   | 664                 | 6.75%              |
| 47      | OHIO       | 2106                          | 191               | 54                   | 2243                | 6.51%              |
| 48      | KANAWHA    | 8394                          | 851               | 307                  | 8938                | 6.48%              |
| 49      | MINERAL    | 714                           | 79                | 33                   | 760                 | 6.44%              |
| 50      | HANCOCK    | 817                           | 74                | 26                   | 865                 | 5.88%              |
| 51      | MCDOWELL   | 348                           | 31                | 11                   | 368                 | 5.75%              |
| 52      | MORGAN     | 560                           | 47                | 15                   | 592                 | 5.71%              |
| 53      | RANDOLPH   | 1038                          | 85                | 27                   | 1096                | 5.59%              |
| 54      | WETZEL     | 379                           | 30                | 10                   | 399                 | 5.28%              |
| 55      | GILMER     | 212                           | 20                | 9                    | 223                 | 5.19%              |

*There being no further business to come before the County Commission, it is ordered that this Commission do now recess until, Wednesday, December 10, 2014 at 10:00 a.m. for the next scheduled County Commission Meeting.*

---

*Burley "Butch" Tennant, President*